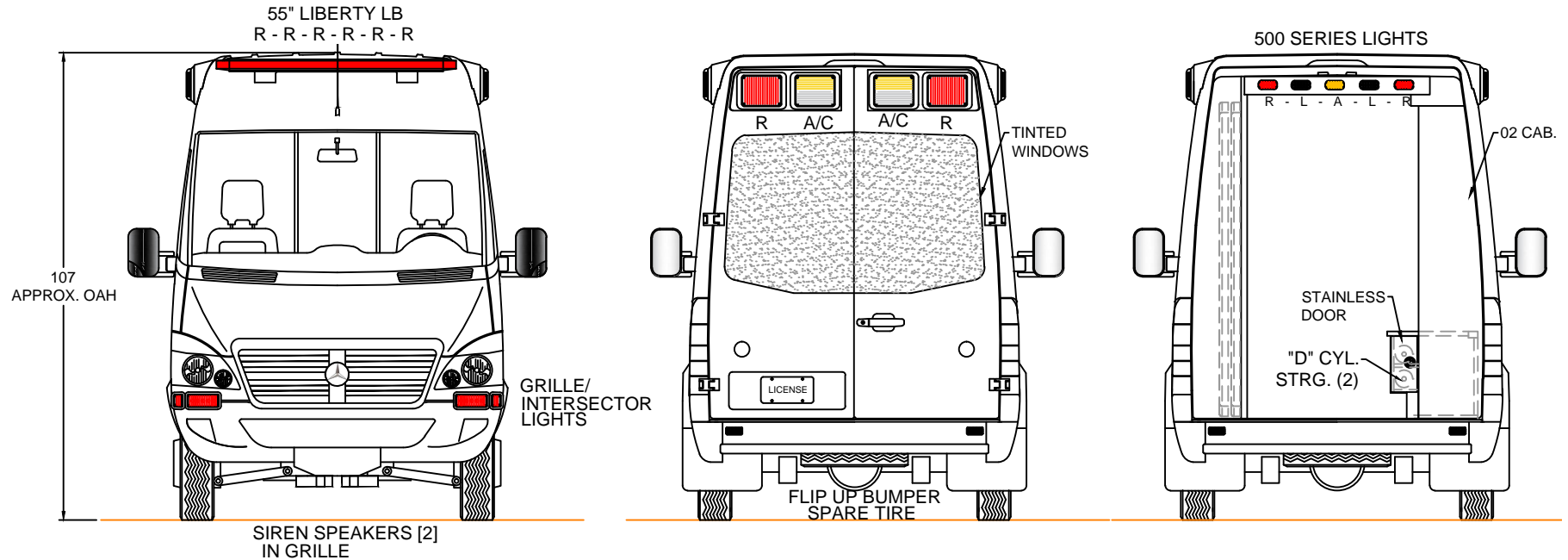


CA163223

# SPRINTER



EXTERIOR COMPARTMENT DIMENSIONS IN INCHES

INTERIOR DIMENSIONS				PASS THRU		INTERIOR DIMENSIONS				JAMB OPENING	
COMPT.	HEIGHT	WIDTH	DEPTH	HEIGHT	WIDTH	COMPT.	HEIGHT	WIDTH	DEPTH	HEIGHT	WIDTH



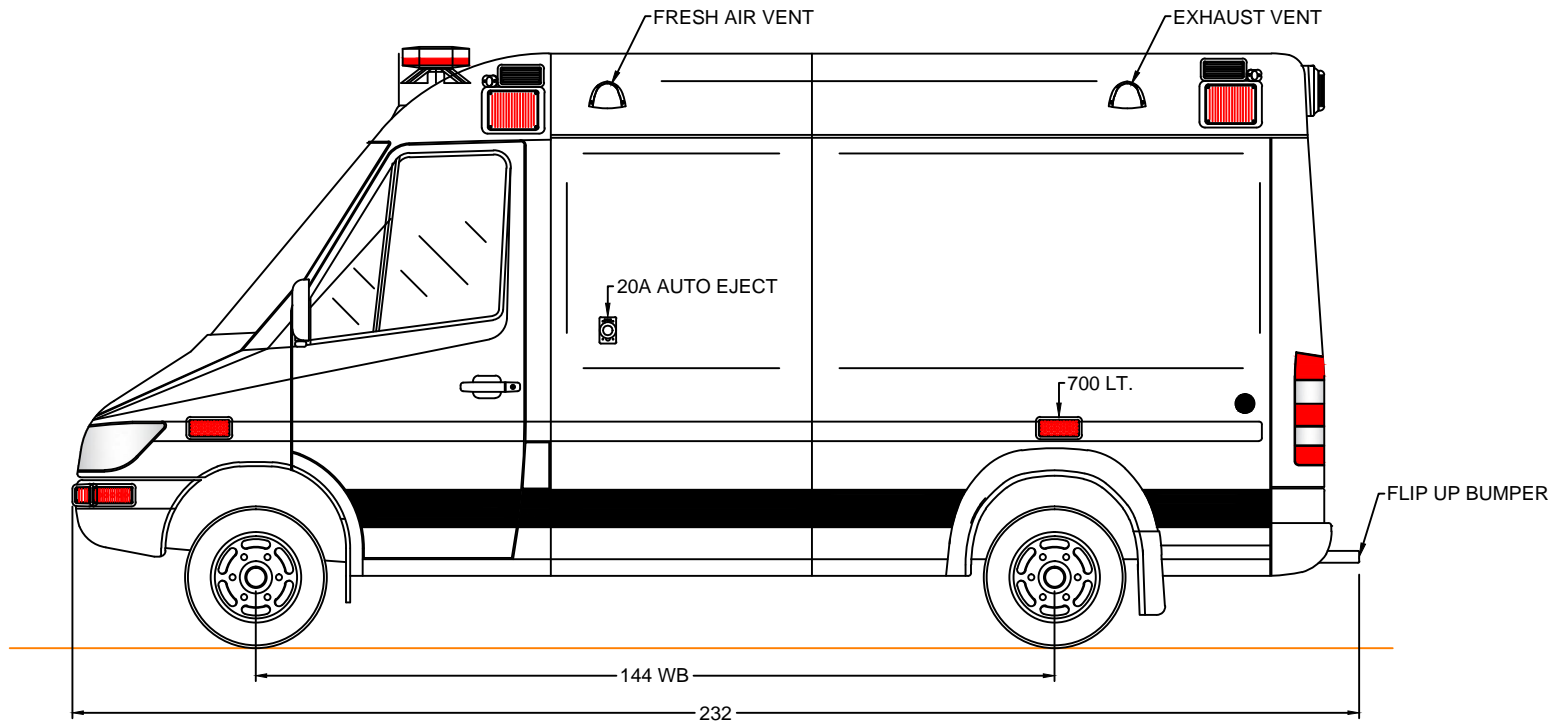
TYPE II SPRINTER 2017  
FRONT / REAR  
EXTERIOR VIEWS

BE ADVISED THAT THESE ARE PRELIMINARY LAYOUTS INTENDED TO ILLUSTRATE DESIGN INTENT AND DIMENSIONS ARE FOR REFERENCE ONLY PRIOR TO FINAL ENGINEERING


DATE:	08/30/17	SCALE
DWN BY:	SG	DWG NO 1 / 9

CA163223

# SPRINTER

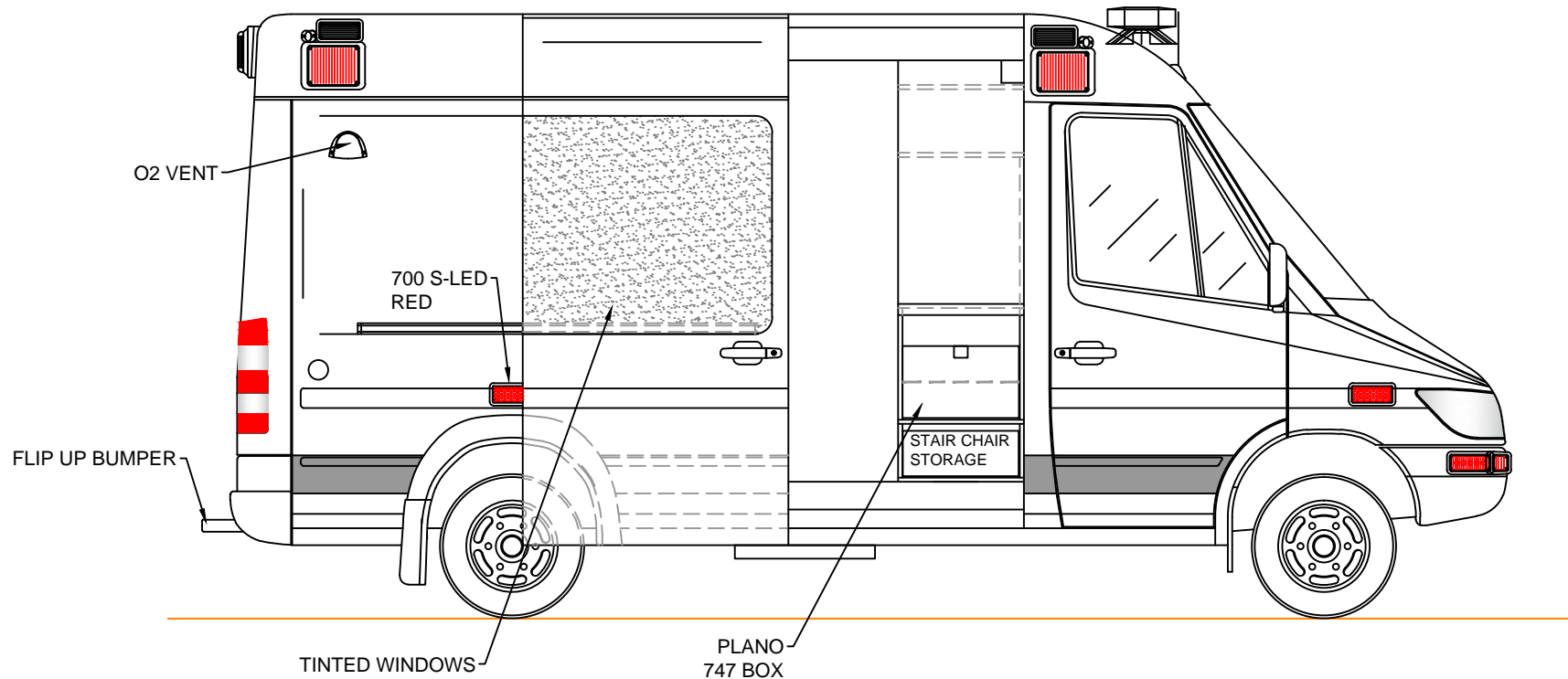


BE ADVISED THAT THESE ARE PRELIMINARY LAYOUTS INTENDED TO ILLUSTRATE DESIGN INTENT AND DIMENSIONS ARE FOR REFERENCE ONLY PRIOR TO FINAL ENGINEERING


EXTERIOR COMPARTMENT DIMENSIONS IN INCHES													
INTERIOR DIMENSIONS				JAMB OPENING		INTERIOR DIMENSIONS				JAMB OPENING			
COMPT.	HEIGHT	WIDTH	DEPTH	HEIGHT	WIDTH	COMPT.	HEIGHT	WIDTH	DEPTH	HEIGHT	WIDTH		
													TYPE II SPRINTER 2017 LEFT EXT. VIEW
										DATE	08/30/17	SCALE	
										DRAWN BY	SG	DWG NO	2 / 9

CA163223

SPRINTER

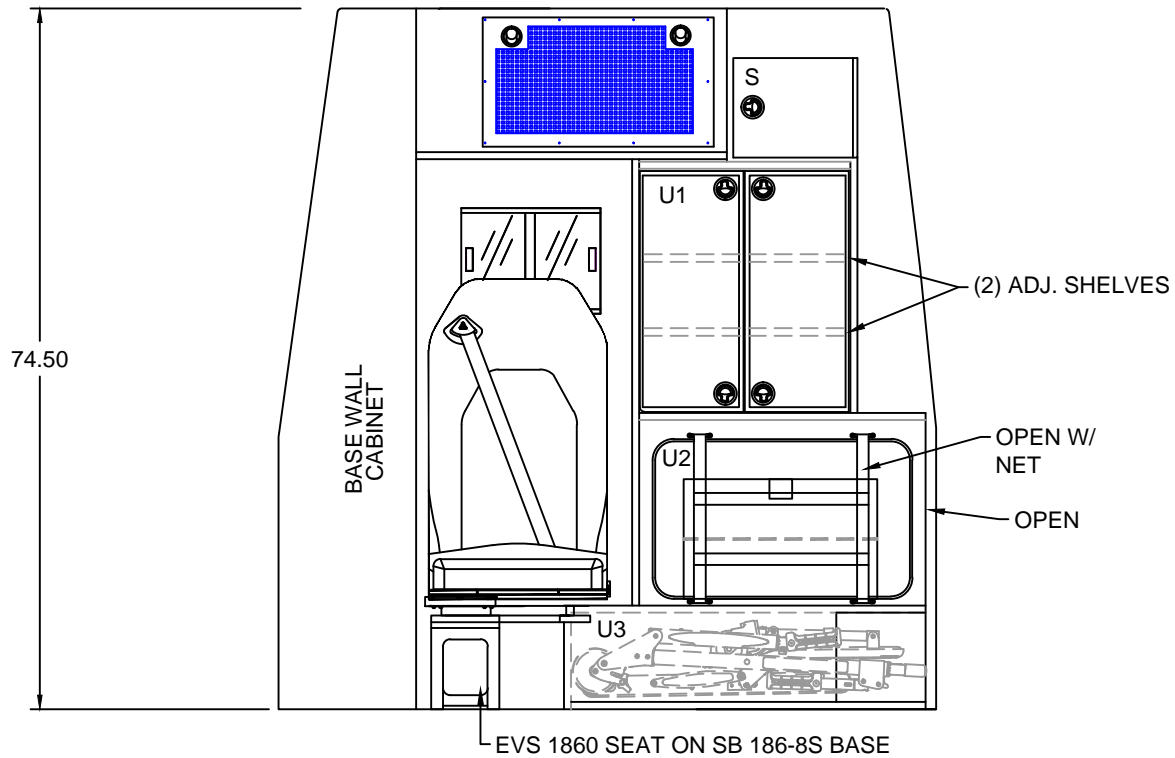


BE ADVISED THAT THESE ARE PRELIMINARY LAYOUTS INTENDED TO ILLUSTRATE DESIGN INTENT AND DIMENSIONS ARE FOR REFERENCE ONLY PRIOR TO FINAL ENGINEERING


EXTERIOR COMPARTMENT DIMENSIONS IN INCHES													
INTERIOR DIMENSIONS				JAMB OPENING		INTERIOR DIMENSIONS				JAMB OPENING			
COMPT.	HEIGHT	WIDTH	DEPTH	HEIGHT	WIDTH	COMPT.	HEIGHT	WIDTH	DEPTH	HEIGHT	WIDTH		
													TYPE II SPRINTER 2017 RIGHT EXT. VIEW
										DATE	08/30/17	SCALE	
										DRAWN BY	SG	DWG NO	3 / 9

CA163223

# SPRINTER

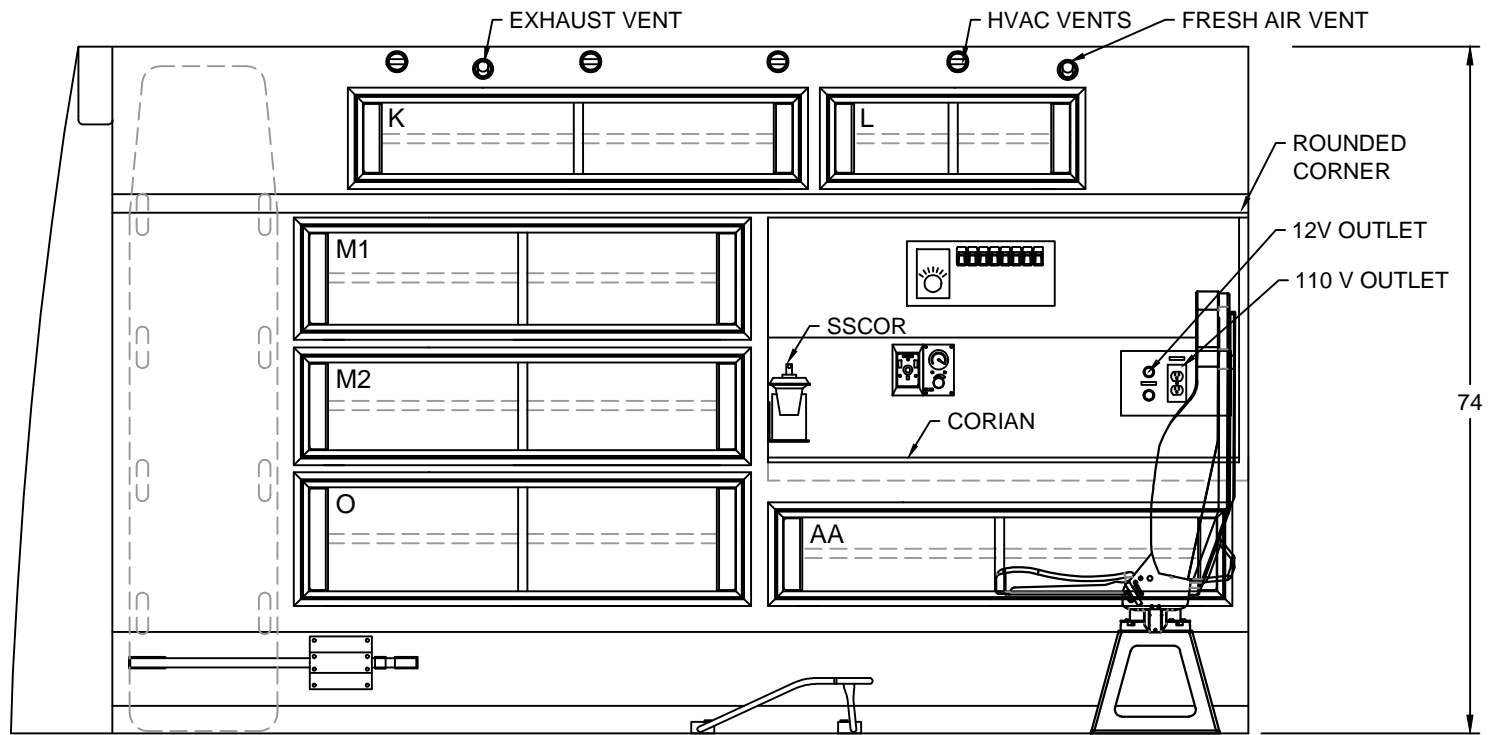


BE ADVISED THAT THESE ARE PRELIMINARY LAYOUTS INTENDED TO ILLUSTRATE DESIGN INTENT AND DIMENSIONS ARE FOR REFERENCE ONLY PRIOR TO FINAL ENGINEERING

INTERIOR CABINET DIMENSIONS IN INCHES									
CABINET	HEIGHT	WIDTH	DEPTH	CABINET	HEIGHT	WIDTH	DEPTH		
S	11.25	13.75	20.75					TYPE II SPRINTER 2017 BULKHEAD INTERIOR	
U1	26.00	22.00	20.75						
U2	19.75	29.50	20.75						
U3	9.00	37.75	20.75						
								DATE 08/30/17	SCALE
								DRAWN BY SG	DWG NO 4 / 9

CA163223

# SPRINTER



INTERIOR CABINET DIMENSIONS IN INCHES

CABINET	HEIGHT	WIDTH	DEPTH		CABINET	HEIGHT	WIDTH	DEPTH	
AA	12.00	50.25	10.75		M1	13.25	49.50	7.75	
K	9.75	49.75	7.75		M2	12.75	49.50	10.75	
L	9.75	28.75	7.75		O	14.50	49.50	10.75	



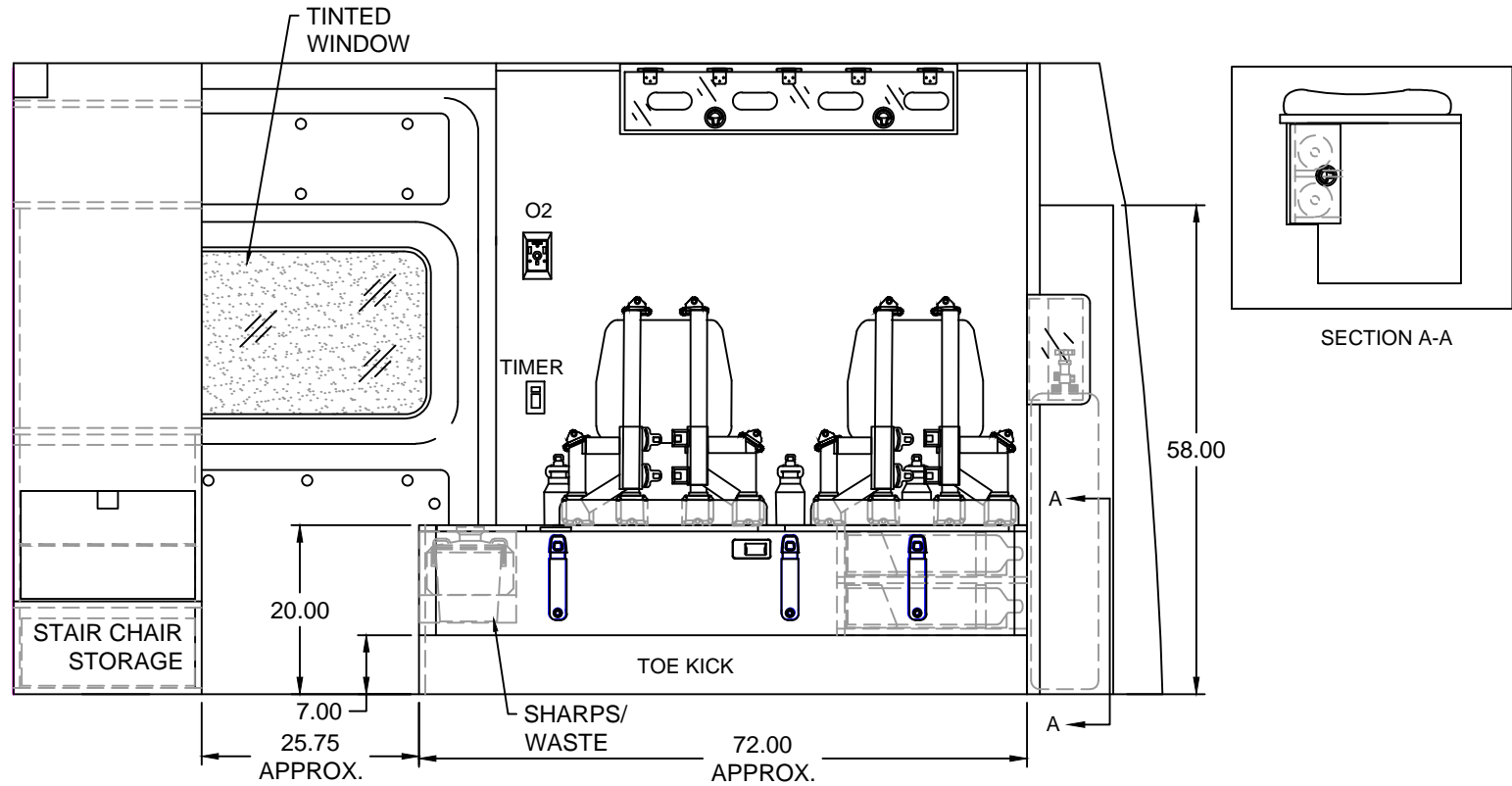
TYPE II SPRINTER 2017  
LEFT INTERIOR

DATE: 08/30/17 SCALE:  
DWN BY: SG DWG NO: 5 / 9

BE ADVISED THAT THESE ARE PRELIMINARY LAYOUTS INTENDED TO ILLUSTRATE DESIGN INTENT AND DIMENSIONS ARE FOR REFERENCE ONLY PRIOR TO FINAL ENGINEERING

CA163223

# SPRINTER



INTERIOR CABINET DIMENSIONS IN INCHES

COMPT.	HEIGHT	WIDTH	DEPTH	COMPT.	HEIGHT	WIDTH	DEPTH



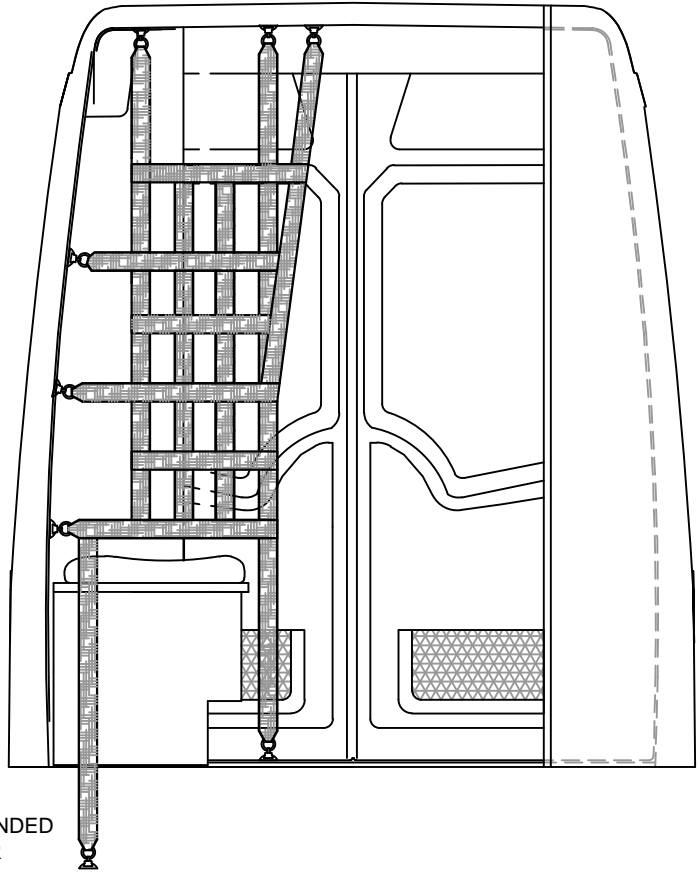
TYPE II SPRINTER 2017  
RIGHT INTERIOR

DATE:	08/30/17	SCALE:	
DWGN BY:	SG	DWG NO:	6 / 9

BE ADVISED THAT THESE ARE PRELIMINARY LAYOUTS INTENDED TO ILLUSTRATE DESIGN INTENT AND DIMENSIONS ARE FOR REFERENCE ONLY PRIOR TO FINAL ENGINEERING

CA163223

SPRINTER



BE ADVISED THAT THESE ARE PRELIMINARY LAYOUTS INTENDED TO ILLUSTRATE DESIGN INTENT AND DIMENSIONS ARE FOR REFERENCE ONLY PRIOR TO FINAL ENGINEERING

INTERIOR CABINET DIMENSIONS IN INCHES

CABINET	HEIGHT	WIDTH	DEPTH	CABINET	HEIGHT	WIDTH	DEPTH



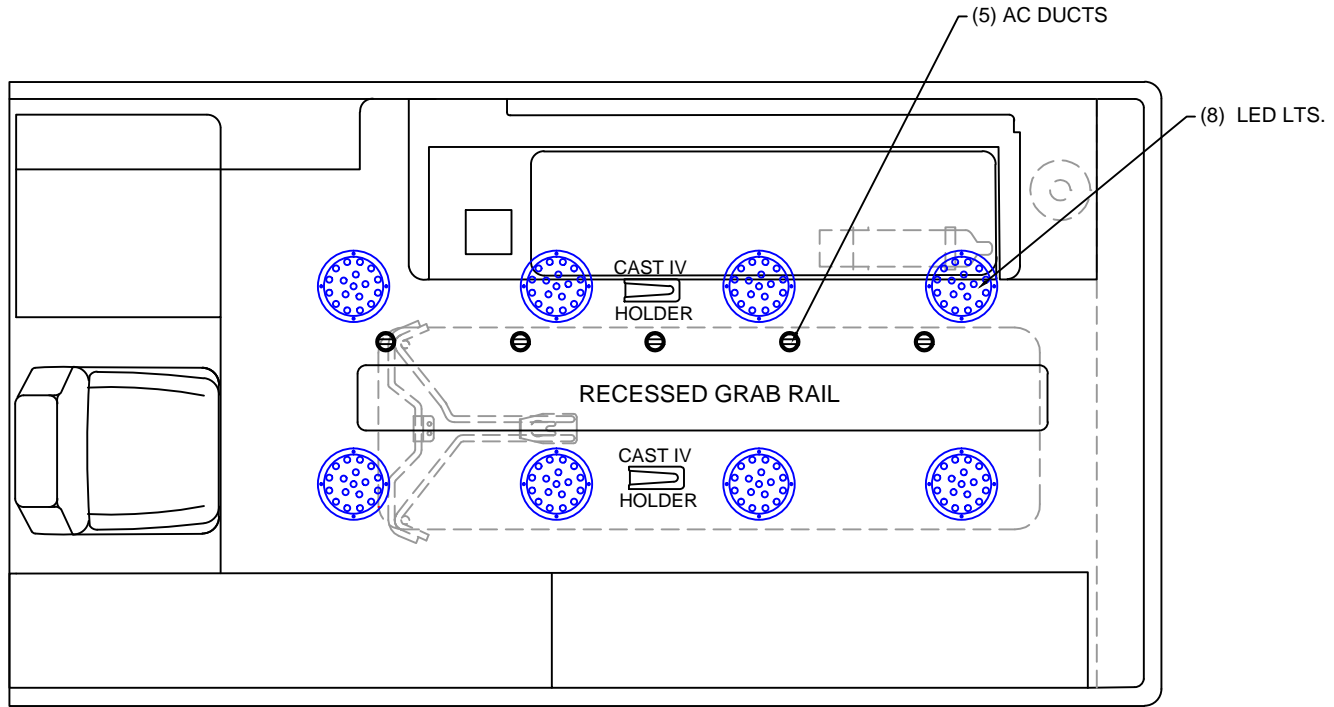
TYPE II SPRINTER 2017

REAR BULKHEAD

DATE:	08/30/17	SCALE:	
DWN BY:	SG	DWG NO:	7 / 9

CA163223

# SPRINTER



BE ADVISED THAT THESE ARE PRELIMINARY LAYOUTS INTENDED TO ILLUSTRATE DESIGN INTENT AND DIMENSIONS ARE FOR REFERENCE ONLY PRIOR TO FINAL ENGINEERING

INTERIOR CABINET DIMENSIONS IN INCHES

CABINET	HEIGHT	WIDTH	DEPTH	CABINET	HEIGHT	WIDTH	DEPTH



TYPE II SPRINTER 2017

LINER

DATE: 08/30/17

SCALE:

DWN BY: SG

DWG NO: 8 / 9